

# Portrait Gallery

— PHOTOGRAPHY —



## THE ULTIMATE WEDDING GUIDE

*You have questions, we have answers and solutions...*





# Index

- Page 3 Welcome
- Page 5 About
- Page 7 What To Expect
- Page 8 Engagement Portraits
- Page 10 The Big Day
- Page 11 First Look
- Page 13 Bride Getting Ready
- Page 15 Groom Getting Ready
- Page 18 Ceremony
- Page 19 Family Portraits
- Page 20 Bridal Party
- Page 22 Couple Portraits
- Page 24 Candids
- Page 25 Reception Details
- Page 26 First Dance and Exit
- Page 27 Your Personal Diary
- Page 28 Italian Albums by Graphistudio
- Page 30 Reviews
- Page 31 Wedding Tips
- Page 33 FAQs
- Page 34 Contact





# WELCOME!

*It's great to meet you...*

First off, congratulations! It is such a special moment when a couple comes together to share the joy of their union with family & friends. Now the exciting bit begins, the wedding planning! But it doesn't have to be stressful, with the right tools and guides you can savor the process & really enjoy creating your perfect day that you will remember forever.

Choosing the right photographer can make all the difference. Your photographer will be capturing the details of every moment of the day that you will look back on in the years to come; you want to be able to put your full trust in them & be left with a photo collection that makes your heart soar.

I hope you enjoy this guide, I can't wait to work with you in creating a cherished story of your special moment.

*Geoffrey McLoughlin*

[WWW.PORTRAITGALLERY-VT.COM](http://WWW.PORTRAITGALLERY-VT.COM)

[PGALLERYVT@GMAIL.COM](mailto:PGALLERYVT@GMAIL.COM)

 [@https://www.instagram.com/portraitgalleryvt/](https://www.instagram.com/portraitgalleryvt/)

 [@https://www.facebook.com/portraitgalleryvt/](https://www.facebook.com/portraitgalleryvt/)





LET'S MAKE MAGIC



# A LITTLE BIT

*About me*



I am the friendly guy with all the cameras, and your guests will think I am part of the family! Uncle Geoffrey perhaps!

I am a real Vermonter, born and raised in the Burlington area! I love Lake Champlain! My family has a camp on the lake, and my fondest memories are spending time surrounded by countless cousins and relatives each summer. Playing tennis, riding bikes, swimming for hours in Lake Champlain, family weddings, and of course bare-foot late night walks around the circle!

Nowadays, in the summer I mostly wear sneakers, especially to weddings! I am always on the move, getting ready for the next candid moment. I SEE things happen before they do! In the MINDS-EYE so to speak. After 2 decades of weddings, I have seen it ALL! I have been to so MANY amazing wedding venues across our lovely state of Vermont! Dirt roads, fields, barns, mountain tops, lake fronts, boats, and many more! Plus an occasional church.

I never had a real job! Graduated from college with a B.A. in Photography, and jumped right in. I LOVE what I do! Being a PHOTOGRAPHER is a blessing and a pleasure! Such a warm and fuzzy job, that is also my hobby! Weddings really are the perfect extension of my skill sets. I combine together a large helping of fun, mixed with LOTS of experience, adding in warm professionalism and a big smile! Plus lots of notes from our pre-wedding meeting! Check out over 450 reviews online with a 4.9 average!

I would love to hear about your plans! Things like how you meet, the proposal, how you selected your venue, color palettes, wedding size, everything! Please share any details that you have! Have a wonderful day and best wishes planning your wedding

*Geoffrey McLoughlin*









# WHAT TO *Expect*

I want to get to know you, & I want you to know me. I believe the best way to get great pictures on the big day is if there is a trust element between us all. I want to instinctively know what shots you want, to develop an understanding of your personalities, how you move, your body language. So we will have a meet up in person where we can discuss what you want & how I can curate it for you. We can start to build a foundation of styles, elements you particularly want captured, & a general feel for the day.

A great way for us to do this would be with a couples session or an engagement session. Not only will this give you beautiful photographs prior to your big day, but it will allow us to learn about each other & work together before the event.

We will stay in contact right up to the day of the wedding & I am always available to answer any questions that might pop up! On the day I can be involved as much or as little as you wish, I am just as happy shooting discretely as I am being fully involved. My only wish, is for the both of you to be comfortable & at ease. No stresses on the big day!



# THE ENGAGEMENT Session

An engagement or couples session is a great way for us to get to know each other a bit more.

It can make you feel more confident with the camera -some people don't love being photographed & this session can make you feel more at ease.

You can use the shots we capture in your pre-wedding material, like save the date cards, invitations & more. Perhaps you would also like to use it as a trial run to see how your hair & make up will look?

This session will help us to understand our flow together. When it comes to the wedding day, I will know how you interact together, the best poses to create, & we will be comfortable expressing our thoughts to each other. You won't feel like you have a stranger intruding upon you, more like a friend who wants to help give you the best day they can!

I normally suggest booking this session between 3 & 6 months before the wedding. Consider the season & what time the light will be best. With regards to location, it could be the beach, a park, a farm, in the city or even your own home. I can help!

*Soulmates...*





*All that you are, is all that I'll ever need...*





# The Big Day

You spend so long planning your big day & when it comes, time just flies. That's why capturing every moment is so important & why having a solid timeline can help alleviate stress! Having a timeline means that you can actually enjoy your day without worrying about where to be or where to go next. As each wedding is individual, so the timeline will be too. Let's discuss together what works for you so that we can create the perfect one for you both. The biggest factor that will affect timing is whether you are doing a First Look or not. I can help with that decision.



- Eat A Big Breakfast
- Photographer Arrives
- Bridal Details
- Bride Gets Into Dress
- Bridal Portraits w/ Bridesmaids / Family
- Groom Details
- Groom Portraits w/ Groomsmen / Family
- First Look and Couple Portraits
- Ceremony
- Family Formal Portraits
- Bridal Party Portraits
- Couple Portraits
- Cocktail Hour
- Reception Details
- Grand Entrance / Cake Cutting
- Dinner Served
- Wedding Toasts
- First Dance
- Sunset Portraits
- Night Portraits
- Final Dance
- Send Off



# THE FIRST LOOK

*Should you have a first look shoot?*

This is completely up to you!

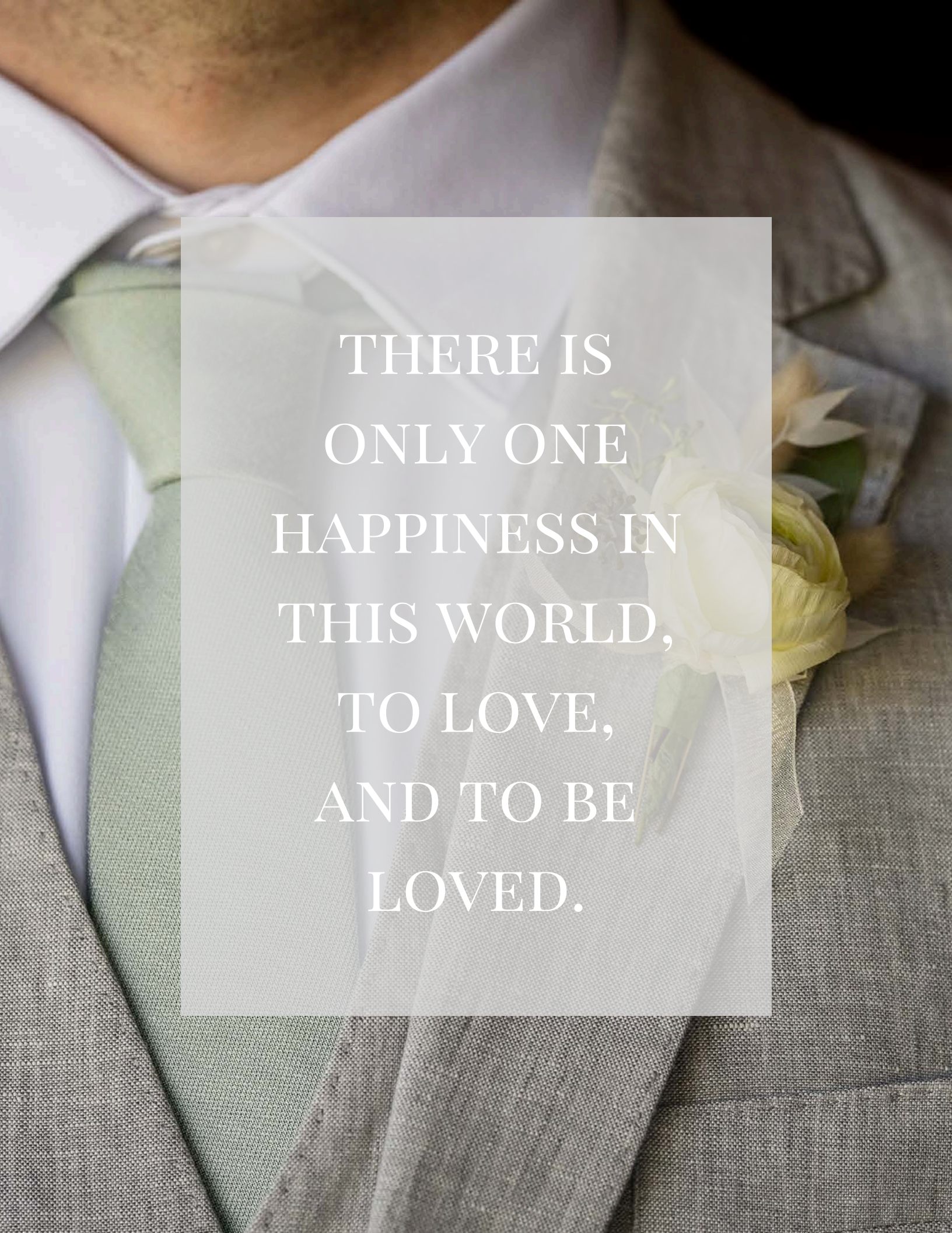
A relatively new tradition that couples have started to include in their timeline is the First Look shoot. This is designed to calm those anxious nerves & allow more time to take the couple's portrait shots without the stress of worrying about getting to the cocktail hour or reception.

These are taken prior to the ceremony where we will arrange it so that I can capture the moment when you both lay eyes on each other for the first time. Instead of this important moment being under the weight of standing at the end of the aisle waiting to see your partner for the first time with all eyes on you, this will be intimate and stress free. I will get beautiful shots of you both relaxed & ready to enjoy your union together.

However don't feel that you need to have a First Look shoot, having your first look captured as you see each other for the first time in front of your family & friends is also just as romantic & I will get great shots regardless!







THERE IS  
ONLY ONE  
HAPPINESS IN  
THIS WORLD,  
TO LOVE,  
AND TO BE  
LOVED.





# THE *Bride*

This is the fun bit, that time when you will prepare yourself to meet your partner and celebrate your love for one another in front of family & friends. The hair, the makeup, the accessories, & of course, the dress. I will capture all those little moments so that you can remember every little detail.

I will be there shooting the story as it begins, I will also remain in the background, working & moving quietly so as not to get in your way. This is your time. Your self care time. Try to take a moment of calm, to reflect on your love for one another, & center yourself. Enjoy these precious moments with those you have chosen to surround yourself with before you take your first steps into the day that will celebrate your love.



# CAPTURING *the details*

We will discuss beforehand what you would like me to shoot in this preparation section, however here is a list of shots I often take:

- Bride's Dress
- Bridesmaids' Dresses
- Flower Girl Dresses
- Dress hangers
- Brides Bouquet
- Bridesmaids' Bouquets
- Bride's Shoes
- Bridesmaids' Shoes
- Jewelry
- Perfume Bottle
- Bride's Veil & Headpiece
- Stationary
- Garter
- Something Old, New, Borrowed, Blue
- Bridesmaids' Gifts

Additional images if time allows:

- Bride's hair & makeup being done
- Bridesmaids' hair & makeup being done
- Close up of Bride's dress being fastened
- Bride getting into dress
- Bride putting on shoes
- Bride putting on jewelry
- Bride with bridesmaids
- Bridesmaids
- Bride with family members
- Bride with bridesmaids & flower girls







# THE *Groom*

While the bride is getting ready with her entourage, the groom will also be preparing to meet their guests & walk down the aisle. Nowadays, the groom is just as interested in having these moments captured to look back on years later.

This too is a time for the groom to take a moment of calm, to prepare for the day ahead. I will be there to capture the details & the moments of camaraderie with their family & groomsmen. As with the bride, I will be working in the background to get the most natural shots, but I am also more than happy to recommend shots that you might like to have included.



# CAPTURING *the details*



We will discuss beforehand what you would like me to shoot in this preparation section, however here is a list of shots I often take:

- Groom's Suit
- Groom's Boutonniere
- Groom's Cufflinks
- Groom's Tie / Bow Tie
- Groom's Belt
- Groom's Shoes
- Groom's Watch
- Groom's Belt
- Aftershave Bottle
- The Rings
- Groomsmen' Gifts

Additional images if time allows:

- Groom getting ready
- Groom doing hair
- Groom putting on shoes
- Groom putting on cufflinks / watch
- Groom putting on tie / bow tie
- Groom with family
- Groom with Groomsmen
- Groom with Ring Bearer



*You will forever be my always*







# THE *Ceremony*

This is the moment, that one fragment of time, that cements your love for each other, to each other, in front of those you hold most dear.

Perhaps you have opted for a traditional ceremony, or maybe something a little more off the beaten track, whatever you decide we will capture these moments perfectly. From the groom walking down the aisle as they greet their guests, to them standing at the end eagerly awaiting your arrival.

I will capture you & your bridesmaids as you come down the aisle. Remember, don't rush, take your time. This is your moment. Breathe, relax your shoulders, & look at the person you have chosen to spend the rest of your life with.

As the ceremony comes to an end, I will be there to catch the first kiss. Keep it natural & true to who you both are. We will take a few shots of this moment, so don't rush!

Now you will exit together & I will shoot the recessional from a couple of angles. I know you will be excited & full of energy at this point, but again, try to remember to take it slow! It makes for better pictures & allows your guests to truly savor the moment.



# FAMILY PORTRAITS



## *Your Families*

You have chosen to share your special day with them, so it is natural that we would also want to capture your special moments with them! Family portraits can be formal, or a more intimate yet relaxed style.

Consider the location, would you like your family shots inside your venue or outside if the venue / weather permits? It is also best to consider who you want in the family photos, these can take time to organise & you don't want that time to be taking away from your couples shoot! Perhaps choose just your immediate families for this bit & I can get shots of other family members during the reception.

Make sure that all family members who will be in the photos are aware they will be needed & perhaps have someone designated as a "get the family together" coordinator! That way all the relevant family members will be there when we need them. I will work with you beforehand to create a list of who & what photos you would like so that we have a list to refer to on the day.

While time is of the essence during this session, be sure to double check that your dress isn't being trodden on by a grandparent, or that your veil isn't caught up in your mother's bag! I will keep an eye out for these things too, but it's always good for you to be aware of your space.





## Bridal Party

If you have coordinating bridesmaids & groomsmen it can make a lovely photo having them all together in one large shot.

As with the family shots, these can take some time as we have to arrange where people stand etc. It can be nice to have some landscape pictures of the whole group, as well of some close up shots to capture the details. Prior to the day we will discuss the shots you want, & who you want in them. It's always nice to have the bride with the groomsmen & the groom with the bridesmaids, & you'll probably want pictures with just the bride & her bridesmaids & vice versa.

This can be a time where we can have some fun, adding in some candid shots where you are all laughing together can make memorable photos! This is a time to relax with your friends & enjoy the day.











## The two of you

Finally it is time for the pictures of you both as a newly married couple! These are my absolute favorite photos to shoot & I love continuing your story through my lens as we catch each beautiful moment.

This is likely the only time the two of you will be alone during the big day & it is a time to cherish. I can take photos both inside & out, although natural lighting allows for the best results. We want to capture everything, so don't forget your veil or bouquet! We can take elegant formal shots, more candid natural shots, or a mix of both! I remember one bride had the most beautiful, billowy dress & underneath had white converse tied with organza ribbon - it made a wonderful photo of her with her skirt lifted by her partner showing them off!

We can shoot these images whenever best suits your timeline, but the hour before sunset produces really romantic, ethereal images.


It can also be nice to incorporate the structures around us, a barn can provide a natural backdrop, whilst an arched window can become the perfect frame. Together, with trust & understanding, we will create the most stunning images of the two of you, forged together by love, that you can look back on & cherish years later.







# I WOULD LIKE TO BE PERFECTLY CANDID!



At all times at each wedding I am looking for the next candid moment. Sometimes I shoot from afar without getting involved-the fly on the wall approach. Whereas other times I get more interactive and mingle with folks bearing a big smile on my face. Smiles are contagious, and I end up with some great unscripted photos. Of course a good wedding photographer must know the boundaries of being too over-eager and being too in-peoples faces. The art of it is to know the perfect balance, getting the photos that my couple wants, without being a pesky photographer that people avoid.

I am probably more well known for my creative couples portraits, but I really LOVE all of the FIRSTS. Such as the couple's First Look, maybe one with dad, the first glance down the aisle, and of course the First Dance. Plus all of the other moments as well. The art is being in the right place, at the right time, with the right camera. After 2 decades and over 500 weddings, I sense the moment before it happens. Each moment captured by my camera is a memory. My experience and vision will perfectly preserve your moments!



# THE *Reception*

You want to see your beautiful reception venue before everyone is seated, when it is finished being setup & is waiting to be filled with laughter & joy. I will be there to capture that moment. From the small details like the menus & favors, to the wedding cake itself. So you can look back & see it in that perfect, still moment, waiting for your arrival.

I like to get initial shots of your arrival & announcement at the reception. By this point, you are likely to be ready to sit down & eat some food, but enjoy this moment as you are celebrated by your guests & announced as a married couple!

During the meal, I will subtly move through the venue, capturing images of your guest enjoying themselves & the food you chose. Of course, this will usually include getting great shots of the cake cutting. This can be a traditional cake cutting or a more playful style where the cake ends up more over your mouth than inside it! I have found that this usually comes naturally & you will both do what feels comfortable.

During the speeches, I will frame each person as they speak for you both as a couple. Be prepared, these can be funny, sincere, or emotional, but regardless, each will be its own precious memory for you.





# FIRST *dance* & *exit*



Your first dance may be something choreographed to perfection or simply the two of you dancing as you would if you were alone in your living room. This is the moment to forget everything around you & just focus on one another. Let the music envelop you as you move together as one.

Don't forget to account for the first dance with your father, mother, or other special family member. This can be a beautifully memorable & emotional moment for you both.

You may even have a large ensemble piece arranged to wow your guests with. Just make sure everyone knows their place & you have enough room to move!

If it is dark out, you may wish for a couple of night shots as well, these can turn out so beautiful with the right lighting & backdrop.

Many couples like to make a big exit, this could be in a plush car, ready to take you away in style to your next destination, or a sparkler line for you to walk through together! Let me know if this is something you would like photographed & we can figure out the best shots. This will also be the last few moments of your wedding, so let loose & enjoy it!







# YOUR PERSONAL *Gallery*

The big day is over & you are enjoying life as a married couple, but you're also ready to see the photos! Having been there myself, I know how exciting it is, the anticipation, of seeing your images & getting to re-live the day.

The great thing about living in today's time is that we don't have to wait ages for photos to be edited, developed, & sent out, we can have access to them digitally! Instead of having a small album of images, you will get a large portfolio of images to download, print, & share as you like.

I do take time to check every image & make adjustment where necessary so that your photos truly shine, this means that whilst they are digital, there will still be a timeframe before they are ready, this is usually 6 to 8 weeks from the wedding date. However, before this time I will pick a few of my favorites as sneak peeks that you will have access to, this is normally 10 - 14 days after the wedding date. These sneak peeks will also be shared to my social media pages.

You will have access to your image gallery for 1 year, probably more. I highly recommend downloading them & saving them to multiple formats whether that be a hard drive, a USB, or the cloud.

If you would like prints of your images, this is possible directly from the gallery. Why not pick a few of your favorites & send them to your friends & loved ones?





# ALBUMS BY GRAPHISTUDIO

*Hand-Crafted in Italy*



## *The Original Wedding Book*

Each album is custom-designed by owner Geoffrey McLoughlin. Your story in photos! With 20 years experience and over 500 albums created, your album is sure to become a treasured family Heirloom. Typical albums have about 140 photos. The ICING ON THE CAKE!

Albums have no photo limit, and there is never an extra charge for design changes.

Select from over 150 different cover materials including:

Leather, Leatherette, Maple, Wood, Wood Fiber. Cotton, Linen, Woven, Suede, Suede Paint, Cork and Plexiglass. Plus my favorite, Silver Metal with your photo acid-etched into the surface!

Stop by our studio and see them in person! There are many samples to view and hold.





# ALBUMS BY GRAPHISTUDIO

*Hand-Crafted in Italy*



## *The Young Book - Modern and Sleek*

The more modern Young Book, has a similar photo design as the Original Wedding Book. Both printed by Graphistudio in Italy. However the Young Book includes a custom box at no additional charge. Select the same material for the box and album, or go with 2 complimentary fabrics. You can even select the ribbon color. Imprinting on the album and box are included. HOW ABOUT A VIDEO SCREEN? Yes that is an option as well-charged by usb. There are less cover material options, but you can still select from:

Maple, Touch, Leatherette, Linen and Fluo. Plexiglass is also available for an additional fee.





## Angelyce and Philip

We could not have asked for a better photographer, or a more personable being. Geoffrey's skills and photography knowledge is nothing short of amazing. Although the lighting was dark (outdoor or indoor), the photo's came out stunning despite this. Also, there was some unexpected weather in the forecast, but don't worry, Geoffrey was prepared for anything. He managed to get all the shots we wanted, including some that he thought of. From the start to the finish, everything has been simple and accommodated to our vision. DO NOT WALK TO BOOK GEOFFREY, RUN!



## Erika and Andrew

We are so happy we chose Geoff to be our wedding photographer! Geoff and his team did a great job getting all of our requested shots as well as of the guests attending! We highly recommend Geoff and his team to anyone looking for a great wedding photographer!!



Wish we could give more than 5 stars. Geoff (and Colin for video) were beyond amazing and captured our wedding day perfectly. Geoff was helpful with poses and we loved that he wanted to try new things while capturing. We got the photos so unbelievably fast and we can't believe how wonderful and perfect they are. He made our photo dreams come true and we cannot recommend the Portrait Gallery enough. Not only is the quality of the product and Geoff's work superior, what's included in the wedding photo packages is much better than other photographers, in my opinion. Hire Geoff, you will be so happy you did. We can't say enough amazing things. Geoff helped make our special day perfect.

## Lauren and Joe







# WEDDING

## *Tips*

There is a good chance that this will be one of the greatest days of your life! A day you will tell family generations about in the decades to come. There are so many aspects to the wedding planning, the cake, the dress, the entertainment etc. but I have always believed that the photography is one of the most important. For when the flowers have dried, the dress is packed away, there will always be the photos to look back on & fondly remember all those precious moments.

Your wedding day is a short moment in time, captured through my lens as I observe all the interactions & celebrations. Together, we will create memories to last a lifetime.

I will be there to guide you, it is always worth being mindful of these tips that can help you on your way! So read on to see how to help maximise your photography experience.





01 Try & stick to your timeline. This has been designed to make your day run as smoothly as possible so that you don't have to worry. I always suggest that you make sure a couple of responsible people have a copy of it & can help you follow it as best as possible. If you have a wedding planner, they will take this role & make sure the timeline is followed.

02 Make sure you have everything you need for the photo shoots. You don't want to look back years later & regret not having had your bouquet or having taken your veil off, or had your skirt bustled up! Don't forget any keepsakes or tokens that you might like to include too.

03 Double check your shot list. We want to make sure that we have prepared the shot list so that we can get all those precious memories with family & friends captured perfectly. Make sure you have gone over it & accounted for all the shots that you would like.

04 Let me be your guide. We will already have discussed the images we want, but we can't account for weather on the day or some other issue that might arise. But be assured, I will know how to respond, perhaps a new spot with better lighting will make for a more nuanced shot, or an indoors alcove will not only get us out of the rain, but create a beautiful frame for me to capture you in!

05 Have fun! This is your day. Make sure to try & take a time out together, give yourself a moment to breathe & be calm, then go & enjoy yourselves & have the greatest time!



# FREQUENTLY ASKED QUESTIONS

**Q: WHAT MAKES YOU DIFFERENT FROM OTHER PHOTOGRAPHERS?**

A: I have been doing this a long time & I have cultivated a style that I believe will show your images off in the best light possible. I do not see myself just as your photographer, I see myself as your guide & a friend, someone you can trust.

**Q: HOW MANY PHOTOGRAPHERS WILL BE AT THE WEDDING?**

A: Normally I shoot on my own & make sure that all angles are covered, however if you are having a very big wedding or time is tight on the day, a second photographer can be helpful. I have a group of dedicated associates who are experienced wedding photographers who I can also book on the day at an additional cost.

**Q: DO YOU EDIT THE PHOTOS?**

A: Yes! Using 4 different softwares, all photos are professionally edited by me so that they look their best! If there are any major edits that you specifically require, there may be a charge for this, but we can discuss this at our initial meeting.

**Q: DO WE HAVE TO ORDER PRINTS THROUGH YOU?**

A: No. Your downloaded images can be used to order images from any lab. You can order the prints through the online gallery. I use a professional gallery who I believe print the best images. I also suggest ordering your photos this way to ensure the highest print quality.

**Q: WHAT EQUIPMENT DO YOU USE?**


A: I use the latest Nikon equipment & always carry 3 cameras & 5 lenses. Plus 5 flashes, light stands, tripod, monopod, 2 LED lights stepstool and rain kit.

**Q: HOW DO WE RESERVE OUR WEDDING DATE?**

A: I ask for a 25% deposit up front which comes off the balance. Followed by a second 25% due in 3 months, and the balance due 1 month before the wedding date.



# CONTACT

 802-864-4411

 [@pgalleryvt@gmail.com](mailto:pgalleryvt@gmail.com)



All photographs taken by Geoffrey McLoughlin